

Mounting Kit for Outdoor Antenna 52010005

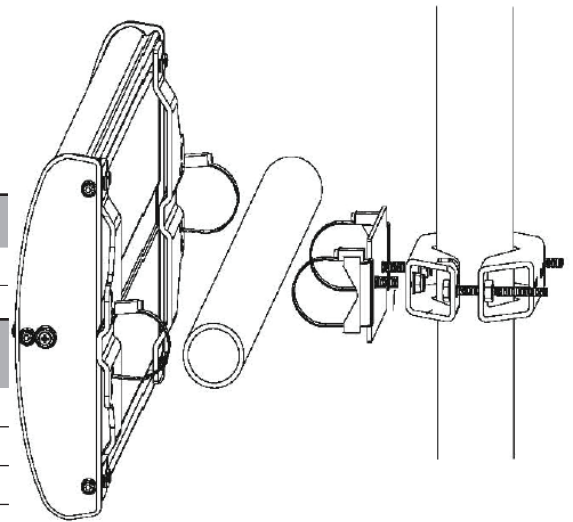
KATHREIN
RFID

- The mounting kit is used to horizontally mount Kathrein RFID Antennas to 2 - 4.5 inch (50 - 115 mm) mounting structures.
- The mounting kit is made of stainless steel and hot-dip galvanized steel. Fasteners are stainless steel.

Order Information

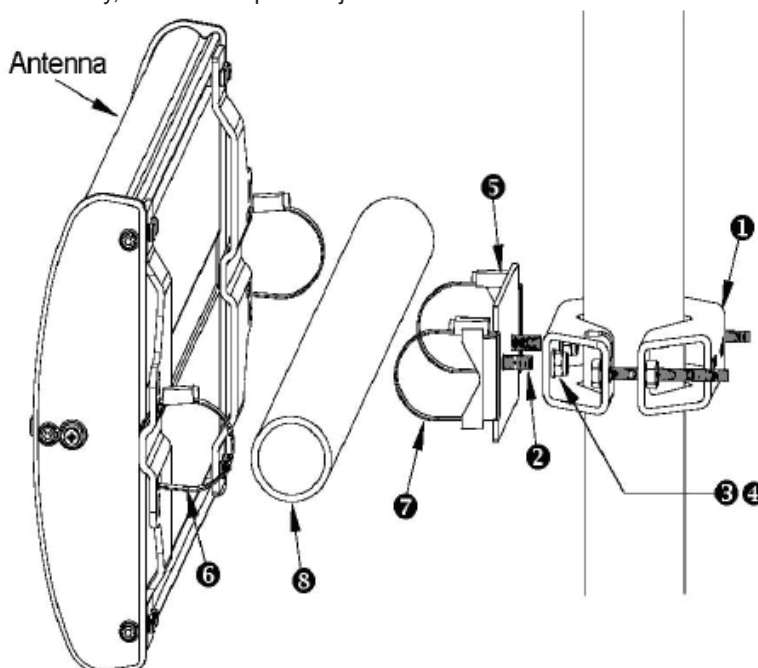
Model	Description
52010005	Mounting kit for Outdoor Antenna

Item	Quantity	Description
1	1	Mounting bracket
2	2	Hex Head Cap Screw, M8 x 20mm
3	2	Flat Washer, 8 mm
4	2	Hex Nut, M8
5	1	Mounting Plate
6	1	2-Clamp Kit (supplied with Kathrein RFID Outdoor Antenna)
7	1	2-Clamp Kit
8	1	Pipe (not included in this kit!)

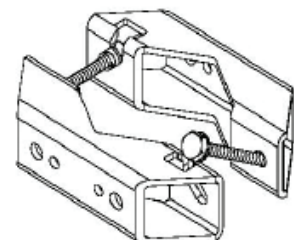


Assembly

1. Attach pipe (8) to antenna using mounting clamps (50 – 145 mm) (6). Torque to 55 lbf-in (6.2 Nm). **Pipe (8) is not part of this mounting kit!**
2. Attach mounting plate (5) to mounting bracket (1) using hardware (2), (3) and (4) making sure the longer bolts are pointing away from the mounting plate as shown. Torque to 168 lbf-in (19 Nm).
3. Attach mounting plate (5) to pipe (8) using two (45 – 125 mm) (7) clamps. Torque to 55 lbf-in (6.2 Nm).
4. Install the completed assembly onto mast. Torque to 168 lbf-in (19 Nm).
5. If necessary, loosen clamps to adjust antenna tilt.



- ① Mounting bracket (Mast clamp)
- ② Screw
- ③ Washer
- ④ Nut
- ⑤ Mounting plate
- ⑥ Mounting clamp
- ⑦ Mounting clamp
- ⑧ Pipe



9363290A Subject to change

The 2 - 4.5 in (50 - 115 mm) O.D. mounting structure is not supplied

Internet: www.kathrein-rfid.de

KATHREIN-RFID · Am Kroit 25 - 27 · 83123 Amerang · Germany · Phone +49 8075 91493-320 · Fax +49 8075 91493-399